


## Discovery kit with STM32H735IG MCU



STM32H735G-DK top view. Picture is not contractual.

### Product status link

[STM32H735G-DK](#)

### Features

- STM32H735IGK6 microcontroller featuring 1 Mbyte of flash memory and 564 Kbytes of SRAM in UFBGA176+25 package
- 4.3" TFT 480 × 272 pixels colored LCD module with capacitive touch panel and RGB interface
- Ethernet compliant with IEEE-802.3-2002 and PoE (Power over Ethernet)
- USB OTG FS
- SAI audio codec
- One ST-MEMS digital microphone
- 512-Mbit Octo-SPI NOR flash memory
- 128-Mbit HyperRAM™
- Two user LEDs
- User and reset push-buttons
- Fan-out daughterboard
- Three CAN FDs
- Board connectors:
  - USB FS Micro-AB
  - USB ST-LINK Micro-B
  - Ethernet RJ45
  - Stereo headset jack including analog microphone input
  - Audio header for external speakers
  - microSD™ card
  - TAG connector 10-pin footprint
  - SMA connector
  - Arm® Cortex® 10-pin 1.27 mm-pitch debug connector over STDC14 footprint
  - ARDUINO® Uno V3 expansion connector
  - STMod+ expansion connector
  - Pmod™ Type-2A and Type-4A expansion connector
  - Audio MEMS daughterboard expansion connector
- Flexible power-supply options:
  - STLINK-V3E USB connector
  - USB OTG FS connector
  - 5 V delivered by RJ45 (Power over Ethernet)
  - 5 V delivered by ARDUINO®
  - USB charger
- On-board STLINK-V3E debugger/programmer with USB re-enumeration capability: mass storage, Virtual COM port, and debug port
- Comprehensive free software libraries and examples available with the [STM32CubeH7](#) MCU Package
- Support of a wide choice of Integrated Development Environments (IDEs) including IAR Embedded Workbench®, MDK-ARM, and STM32CubeIDE

## Description

The STM32H735G-DK Discovery kit is a complete demonstration and development platform for Arm® Cortex®-M7 core-based STM32H735IGK6 microcontroller, with 1 Mbyte of flash memory and 564 Kbytes of SRAM.

The STM32H735G-DK Discovery kit is used as a reference design for user application development before porting to the final product, thus simplifying the application development.

The full range of hardware features available on the board helps users to enhance their application development by an evaluation of all the peripherals (such as USB OTG FS, Ethernet, microSD™ card, USART, CAN FD, SAI audio DAC stereo with audio jack input and output, MEMS digital microphone, HyperRAM™, Octo-SPI flash memory, RGB interface LCD with capacitive touch panel, and others). ARDUINO® Uno V3, Pmod™ and STMod+ connectors provide easy connection to extension shields or daughterboards for specific applications.

STLINK-V3E is integrated into the board, as the embedded in-circuit debugger and programmer for the STM32 MCU and USB Virtual COM port bridge.

The STM32H735G-DK board comes with the STM32CubeH7 MCU package, which provides an STM32 comprehensive software HAL library as well as various software examples.

# 1 Ordering information

To order the STM32H735G-DK Discovery kit, refer to [Table 1](#). For a detailed description of each board, refer to its user manual on the product web page. Additional information is available from the datasheet and reference manual of the target STM32.

**Table 1. List of available products**

Order code	Board reference	User manual	Target STM32
STM32H735G-DK	<ul style="list-style-type: none"> <li>• MB1280<sup>(1)</sup></li> <li>• MB1315<sup>(2)</sup></li> <li>• MB1520<sup>(3)</sup></li> </ul>	<ul style="list-style-type: none"> <li>• UM2695<sup>(1)</sup></li> <li>• UM2679<sup>(3)</sup></li> </ul>	STM32H735IGK6

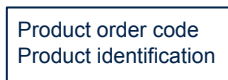
1. Fan-out daughterboard.
2. LCD daughterboard.
3. Main board.

## 1.1 Product marking

The stickers located on the top or bottom side of all PCBs provide product information:

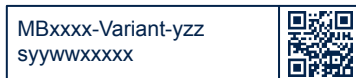
- First sticker: product order code and product identification, generally placed on the main board featuring the target device.

Example:



- Second sticker: board reference with revision and serial number, available on each PCB.

Example:



On the first sticker, the first line provides the product order code, and the second line the product identification.

On the second sticker, the first line has the following format: “MBxxxx-Variant-yyy”, where “MBxxxx” is the board reference, “Variant” (optional) identifies the mounting variant when several exist, “y” is the PCB revision, and “zz” is the assembly revision, for example B01. The second line shows the board serial number used for traceability.

Parts marked as “ES” or “E” are not yet qualified and therefore not approved for use in production. ST is not responsible for any consequences resulting from such use. In no event will ST be liable for the customer using any of these engineering samples in production. ST’s Quality department must be contacted prior to any decision to use these engineering samples to run a qualification activity.

“ES” or “E” marking examples of location:

- On the targeted STM32 that is soldered on the board (for an illustration of STM32 marking, refer to the STM32 datasheet *Package information* paragraph at the [www.st.com](http://www.st.com) website).
- Next to the evaluation tool ordering part number that is stuck, or silk-screen printed on the board.

Some boards feature a specific STM32 device version, which allows the operation of any bundled commercial stack/library available. This STM32 device shows a “U” marking option at the end of the standard part number and is not available for sales.

To use the same commercial stack in their applications, the developers might need to purchase a part number specific to this stack/library. The price of those part numbers includes the stack/library royalties.

## 1.2 Codification

The meaning of the codification is explained in Table 2.

**Table 2. Codification explanation**

STM32XYZ-DK	Description	Example: STM32H735G-DK
XX	MCU series in STM32 32-bit Arm Cortex MCUs	STM32H7 series
YY	MCU product line in the series	STM32H725/735
Z	STM32 flash memory size: <ul style="list-style-type: none"><li>• G for 1 Mbyte</li></ul>	1 Mbyte
DK	Discovery kit	Discovery kit

## 2 Development environment

The STM32H735G-DK features the STM32H735IG 32-bit microcontroller based on the Arm® Cortex®-M7 processor.

*Note:* Arm is a registered trademark of Arm Limited (or its subsidiaries) in the US and/or elsewhere.



### 2.1 System requirements

- Multi-OS support: Windows® 10, Linux® 64-bit, or macOS®
- USB Type-A or USB Type-C® to Micro-B cable

*Note:* macOS® is a trademark of Apple Inc., registered in the U.S. and other countries and regions.

Linux® is a registered trademark of Linus Torvalds.

Windows is a trademark of the Microsoft group of companies.

### 2.2 Development toolchains

- IAR Systems® - IAR Embedded Workbench®<sup>(1)</sup>
- Keil® - MDK-ARM<sup>(1)</sup>
- STMicroelectronics - STM32CubeIDE

1. On Windows® only.

### 2.3 Demonstration software

The demonstration software, included in the STM32Cube MCU Package corresponding to the on-board microcontroller, is preloaded in the STM32 flash memory for easy demonstration of the device peripherals in standalone mode. The latest versions of the demonstration source code and associated documentation can be downloaded from [www.st.com](http://www.st.com).

## Revision history

**Table 3. Document revision history**

Date	Revision	Changes
10-Apr-2020	1	Initial release.
26-Jan-2024	2	Updated <a href="#">Features</a> , <a href="#">Ordering information</a> , and <a href="#">Development environment</a> .

**IMPORTANT NOTICE – READ CAREFULLY**

STMicroelectronics NV and its subsidiaries (“ST”) reserve the right to make changes, corrections, enhancements, modifications, and improvements to ST products and/or to this document at any time without notice. Purchasers should obtain the latest relevant information on ST products before placing orders. ST products are sold pursuant to ST’s terms and conditions of sale in place at the time of order acknowledgment.

Purchasers are solely responsible for the choice, selection, and use of ST products and ST assumes no liability for application assistance or the design of purchasers’ products.

No license, express or implied, to any intellectual property right is granted by ST herein.

Resale of ST products with provisions different from the information set forth herein shall void any warranty granted by ST for such product.

ST and the ST logo are trademarks of ST. For additional information about ST trademarks, refer to [www.st.com/trademarks](http://www.st.com/trademarks). All other product or service names are the property of their respective owners.

Information in this document supersedes and replaces information previously supplied in any prior versions of this document.

© 2024 STMicroelectronics – All rights reserved